

Neo-Dyn® Series 123P Pressure Switch/Internal Adjustment

Compact, adjustable pressure switch for low to mid-range process applications. Efficient Nega-Rate® Belleville disc spring for set point stability and vibration resistance. 316 stainless steel exterior and interior plus hermetically sealed, explosion-proof electrical for atmospheric protection. The flush mount (welded diaphragm) process connection makes this switch ideal for viscous process applications.

Operating Pressure Data

Adjustable Range Number	Adjustable Set Point Range		Deadband (approximate)	Maximum Recommended System Pressure	Proof Pressure
	Increasing	Decreasing			
2	3 to 30	1 to 28	2	1350	2000
4	20 to 80	15 to 75	5	1350	2000
5	50 to 250	30 to 230	20	3000	5000
6	200 to 400	175 to 375	25	3000	5000
7	375 to 725	330 to 680	45	3000	5000
8	700 to 1500	620 to 1420	80	3000	5000
9	1500 to 2300	1400 to 2200	100	3000	5000

All values given in psig.

Standard Specifications

Electrical

Snap action electrical switch assembly listed by Underwriters' Laboratories, Inc., Factory Mutual and CSA International

Electrical Connection

1/2 NPT male conduit connection with PVC insulated 18 AWG, 18" long leads

Pressure Connection

1 1/2 NPT Male

Temperature Range

Ambient: -40°F to +180°F
(-40°C to +82°C)

Media: -40°F to +250°F
(-40°C to +121°C)

Adjustment

Internal, slotted adjustment nut with range scale

Shipping Weight

Approximately 2.5 pounds



Explosion Proof
Hermetically Sealed
(NEMA 4X, 7, 9 and 13)

Ordering Sequence — Select desired option for each category

OPTIONS

Wetted Material

5 316 stainless steel port and diaphragm heliarc welded

Adjustable Range

2	1 psig dec. to 30 psig inc.	(0.1 bar dec. to 2.1 bar inc.)
4	15 psig dec. to 80 psig inc.	(1.0 bar dec. to 5.5 bar inc.)
5	30 psig dec. to 250 psig inc.	(2.1 bar dec. to 17.2 bar inc.)
6	175 psig dec. to 400 psig inc.	(12.1 bar dec. to 27.6 bar inc.)
7	330 psig dec. to 725 psig inc.	(22.8 bar dec. to 50.0 bar inc.)
8	620 psig dec. to 1500 psig inc.	(42.7 bar dec. to 103.4 bar inc.)
9	1500 psig dec. to 2300 psig inc.	(96.5 bar dec. to 158.6 bar inc.)

Electrical Form

C 11 amp, 1/4 hp at 125 or 250 VAC; 5 amp resistive, 3 amp inductive at 28 VDC; .5 amp resistive at 125 VDC

CC 11 amp, 1/4 hp at 125 or 250 VAC; 5 amp resistive, 3 amp inductive at 28 VDC; .5 amp resistive at 125 VDC

Enclosure

6 Explosion proof, hermetically-sealed electrical assembly, EX d IIC. Part Numbers 057-0770 & 057-0772 (Form C) and 057-0771 & 057-0773 (Form CC). Agency listings include **Underwriters Laboratories, Inc.**, **CSA International**, **Factory Mutual**, and **Inmetro**. Division 1 and 2, Class I, Groups A, B, C, and D; Class II, Groups E, F, and G. NEMA 4X, 7, and 9; IP66. Leads are factory sealed and Pressure Switches are Dual Seal Certified.

Miscellaneous

- A** Epoxy paint exterior — extra protection for severe environments
- I** 3/4 NPT conduit box with terminal strip (Groups C & D only, not available with N option)
- M** Gold electrical contacts for extremely low current applications
- N** ATEX and IECEx with CE Mark
- R** 72" Electrical free leads

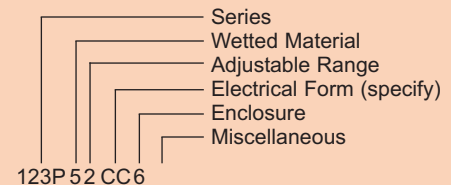
Special (Consult representative or factory)

- Non-catalog adjustable range and/or set point, deadband and proof pressure

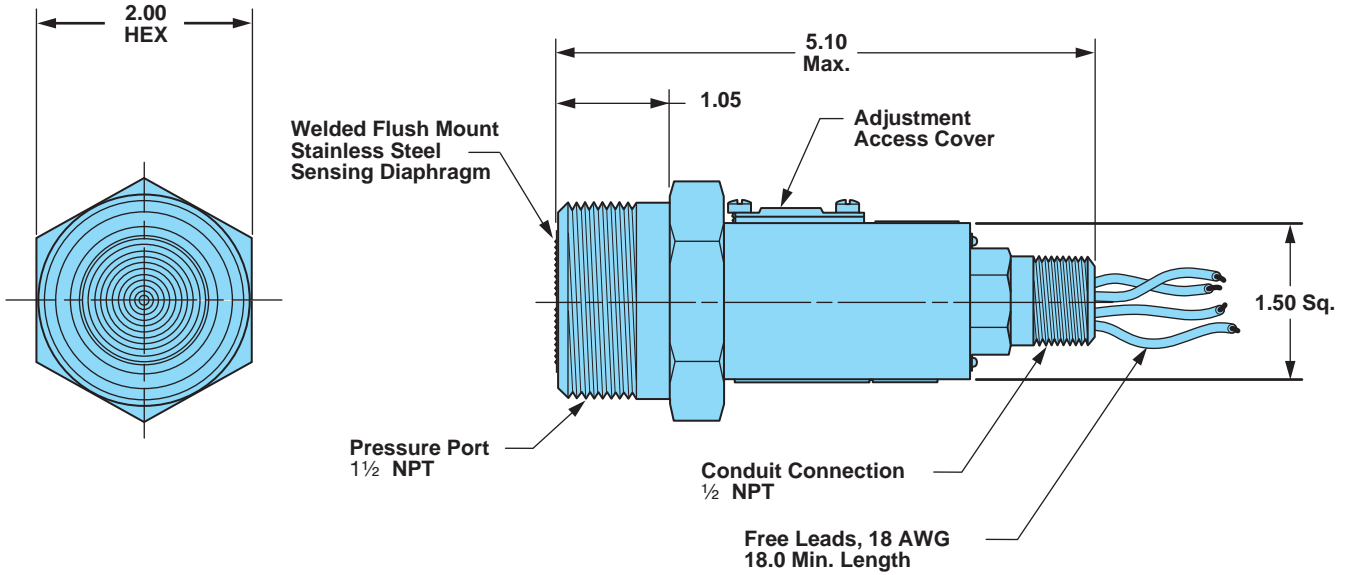
Ordering Procedure

- When factory presetting is desired, stipulate set point, increasing or decreasing
- Insert available option number or letter designation as required

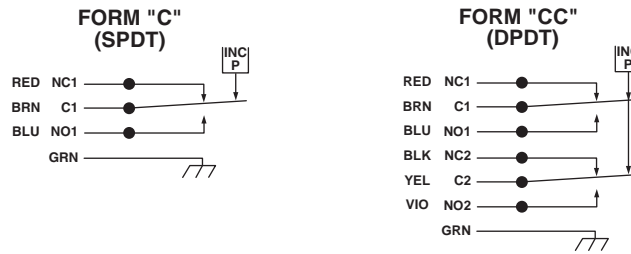
Example



Envelope Dimensions



Electrical Form



Basic Principles of Design

