

## Switch Accessories

### Junction Box P/N 086-0044

Weather Proof Junction Box with terminal strip electrical connections. Suitable for Div 2 hazardous areas when used in conjunction with any Enclosure 6 electrical used on Neo-Dyn Pressure or Temperature Switches.



NEMA 4X or  
Div. 2 Hazardous

### Standard Specifications

#### Electrical Connection

1/2-14 NPT female conduit connection

#### Area Classification

NEMA 4X weather proof enclosure suitable for Div 2, Class I, Groups C & D hazardous locations when used in conjunction with any enclosure 6 electrical and installed in accordance with NFPA 70

#### Wiring Guide

Terminal strips will accept 14 to 20 AWG wire when installed in accordance with NFPA 70.

### Ordering Sequence

#### OPTIONS


##### Junction Box

- L - Left Hand Connection
- S - Top Connection
- R - Right Hand Connection

##### Electrical Form

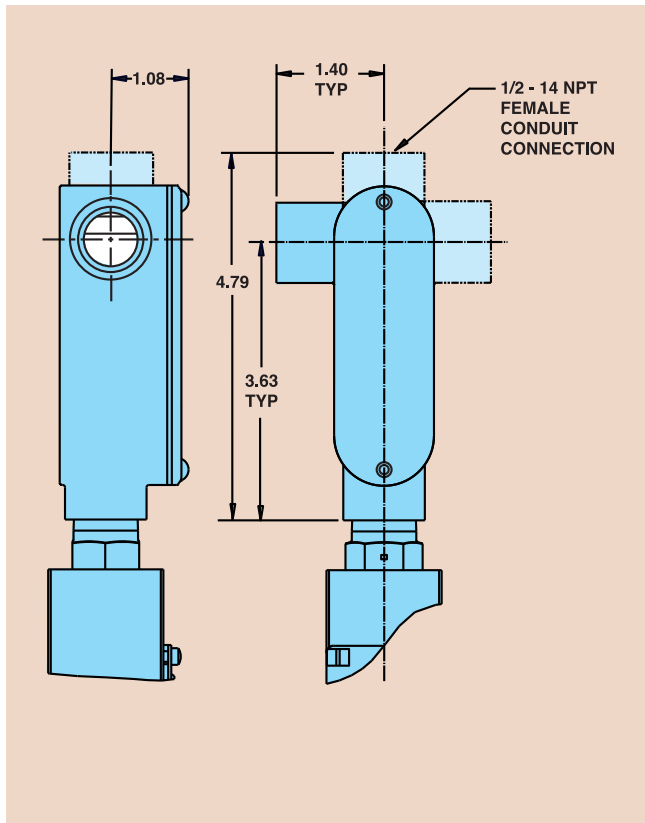
- 1 SPDT Terminal Strip with markings to indicate normally open (NO), common (C) and normally closed (NC)
- 2 DPDT Terminal Strip with markings to indicate two normally open (NO1, NO2), two common (C1, C2) and two normally closed (NC1, NC2) terminals

#### Examples

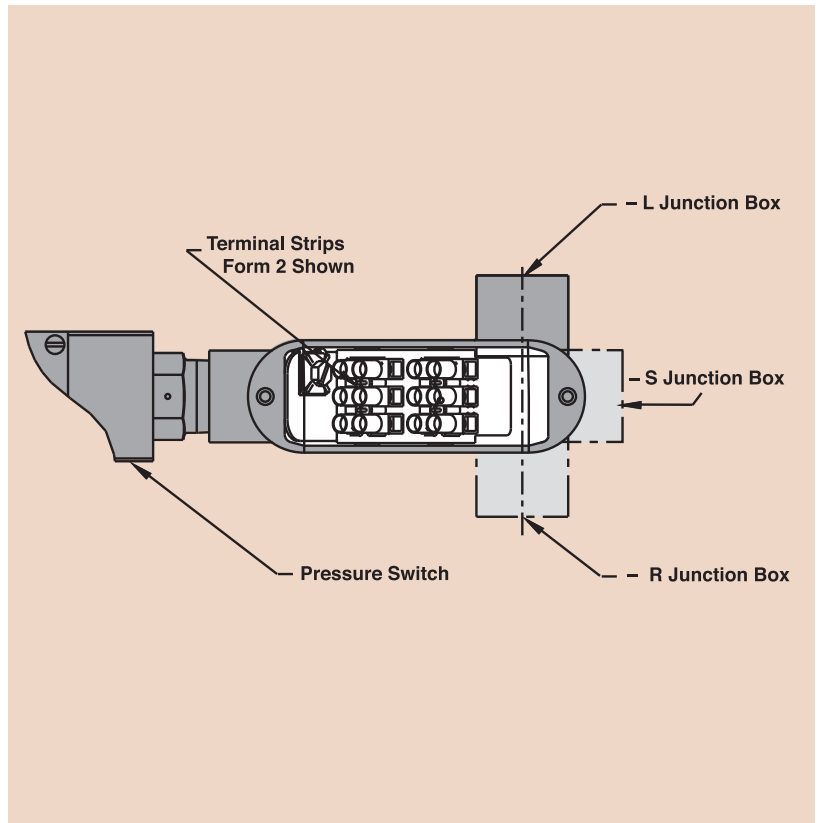


# Junction Box P/N 086-0044

## Envelope Dimensions



## Basic Principles of Design



## Wiring Diagram

