

## Neo-Dyn® Series 115P/115PP Pressure Switch/Tamper Proof

Compact, versatile pressure switch with built to order set points. This easy to install switch features the efficient Nega-Rate® Belleville disc spring for the set and forget application.

### Operating Pressure Data

Series	Fixed Set Point Range		Maximum Recommended System Pressure	Proof Pressure
	Increasing	Decreasing		
115P	2 to 70	1.5 to 64	Up to 600	Up to 1000
115PP	71 to 250	65 to 220	Up to 600	Up to 1000

All values given in psig.

### Standard Specifications

#### Deadband (Differential)

The deadband can be selected anywhere from .5 psig or 8% (whichever is greater) to 45% of the set point

#### Electrical

Snap action electrical switch recognized by Underwriters' Laboratories, Inc. and CSA International

#### Electrical Connection

1/2 NPT male conduit connection with PVC insulated 18 AWG leads 18" long

#### Pressure Connection

1/4 NPT Male

#### Temperature Range\*

Ambient: -40°F to +180°F  
(-40°C to +82°C)

Media: -40°F to +300°F  
(-40°C to +149°C)

\*Temperature limits change with O-Ring selection

#### Shipping Weight

Approximately 6 ounces



Order Miscellaneous Option "D"



Weather Proof  
(NEMA 4 and 13)

### Ordering Sequence — Select desired option for each category

#### OPTIONS

##### Set Points

**115P** between 1.5 psig dec. and 70 psig inc. (.10 bar dec. and 4.8 bar inc.)  
**115PP** between 65 psig dec. and 250 psig inc. (4.5 bar dec. and 17 bar inc.)

##### Wetted Material

**1** Aluminum port, Teflon coated polyimide diaphragm and Buna-N O-Ring  
**4** 316 Stainless steel port, Teflon coated polyimide diaphragm and Buna-N O-Ring

##### Electrical Form

**C** 5 amp at 125 or 250 VAC; 5 amp resistive, 3 amp inductive at 28 VDC  
**CC** 5 amp at 125 or 250 VAC; 5 amp resistive, 3 amp inductive at 28 VDC

##### Enclosure

**3** Meets or exceeds the requirements of NEMA Type 3, 3R, 3S, 4, 4X and 13

##### Miscellaneous

**A** Epoxy paint exterior — extra protection for severe environments  
**B** Viton O-Ring  
**C** EPR O-Ring  
**D** SIL approval and marking, per IEC61508 (includes FMEA report)  
**M** Gold electrical contacts for extremely low current applications  
**R** 72" Electrical free leads  
**S** Stainless steel diaphragm (115P, Wetted Material 4 only. Not available on 115PP)  
**W** Stainless steel screws — exterior (automatically furnished with Miscellaneous Option A and Wetted Material 4)  
**X** CSA Certified

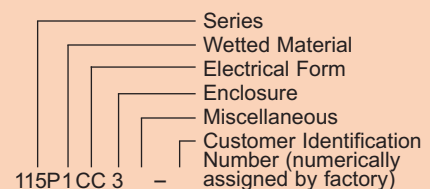
##### Special (Consult representative or factory)

- Pressure port per SAE AS4355E04
- Electrical connection per MS33678-10SL-3P
- Non-catalog set point, deadband and/or proof pressure
- 11 amp 125/250 VAC electrical rating
- Media temperature capability from -65°F to +350°F

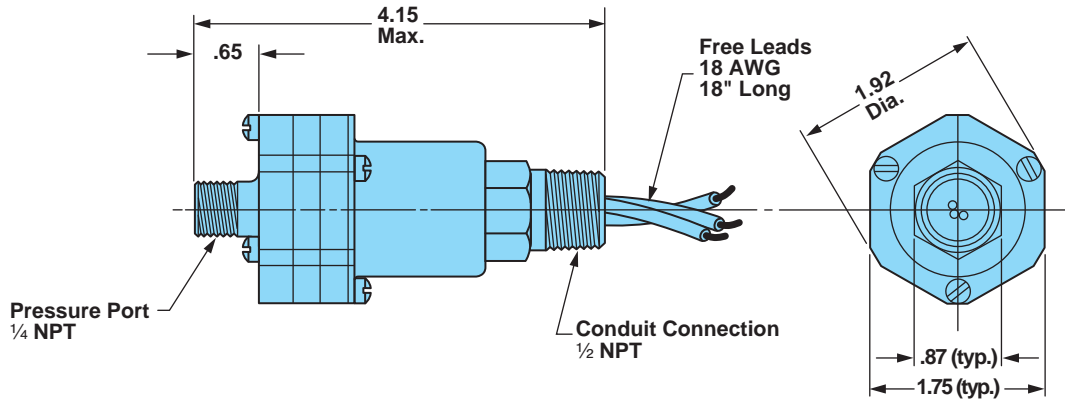
### Ordering Procedure

- Specify set point, increasing or decreasing
- Specify deadband if pertinent and if not, specify as 'open'
- Specify system pressure
- Specify proof pressure
- Specify media
- Insert available option as required

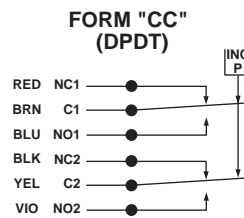
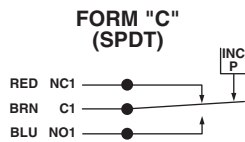
### Example



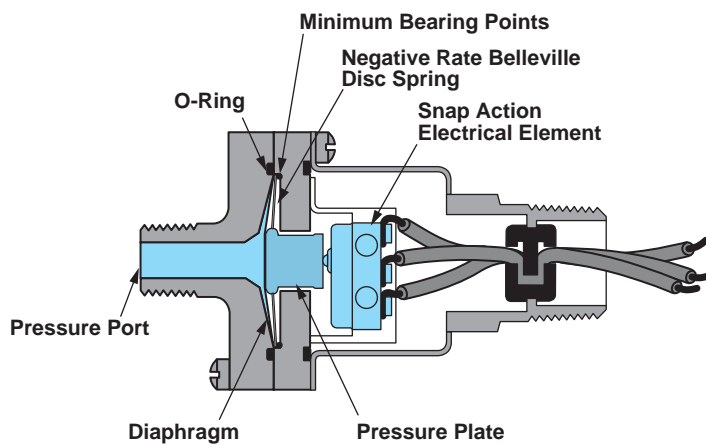
Envelope Dimensions



Electrical Form



Basic Principles of Design



Specifications and dimensions subject to change.



Neo-Dyn®